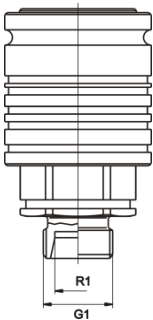



<b>Steckkupplungs-Stecker BG6 Typ ST6...-S / Quick release coupling male type ST6...-S</b>				
Baugröße 6. Betriebsdruck: max. 250 bar/ Size 6				
Art. Nr.	Bezeichnung	D1	R1	G1
Art. N°	Description	(mm)		
288.910	ST6-IG G3/4"-S	34,3	-	IG G3/4"
288.911	ST6-IG G1"-S	34,3	-	IG G1"
288.920	ST6-18L-S	34,3	L18	M26x1,5
288.921	ST6-22L-S	34,3	L22	M30x2
288.922	ST6-28L-S	34,3	L28	M36x2
288.930	ST6-20S-S	34,3	S20	M30x2
288.931	ST6-25S-S	34,3	S25	M36x2
288.932	ST6-30S-S	34,3	S30	M42x2

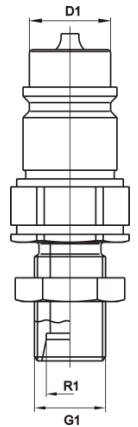


<b>Steckkupplungs-Muffe BG6 Typ ST6...-M / Quick release coupling female type ST6...-M</b>			
Baugröße 6. Betriebsdruck: max. 250 bar / Size 6			
Art. Nr.	Bezeichnung	R1	G1
Art. N°	Description		
288.810	ST6-IG G3/4"-M	-	IG G3/4"
288.811	ST6-IG G1"-M	-	IG G1"
288.820	ST6-18L-M	L18	M26x1,5
288.821	ST6-22L-M	L22	M30x2
288.822	ST6-28L-M	L28	M36x2
288.830	ST6-20S-M	S20	M30x2
288.831	ST6-25S-M	S25	M36x2
288.832	ST6-30S-M	S30	M42x2



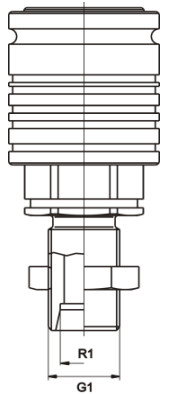
**Steckkupplungs-Stecker BG6 Typ STS6...-S / Quick release coupling male type STS6...-S**  
Schottausführung, Baugröße 6. Betriebsdruck: max. 250 bar / Bulkhead, size 6

Art. Nr. Art. N°	Bezeichnung Description	D1 (mm)	R1	G1
288.940	STS6-18L-S	34,3	L18	M26x1,5
288.941	STS6-22L-S	34,3	L22	M30x2
288.942	STS6-28L-S	34,3	L28	M36x2
288.950	STS6-20S-S	34,3	S20	M30x2
288.951	STS6-25S-S	34,3	S25	M36x2
288.952	STS6-30S-S	34,3	S30	M42x2



**Steckkupplungs-Muffe BG6 Typ STS6...-M / Quick release coupling female type STS6...-M**  
Schottausführung, Baugröße 6. Betriebsdruck: max. 250 bar / Bulkhead, size 6

Art. Nr. Art. N°	Bezeichnung Description	R1	G1
288.840	STS6-18L-M	L18	M26x1,5
288.841	STS6-22L-M	L22	M30x2
288.842	STS6-28L-M	L28	M36x2
288.850	STS6-20S-M	S20	M30x2
288.851	STS6-25S-M	S25	M36x2
288.852	STS6-30S-M	S30	M42x2



**D1 (mm)** Durchmesser / Diameter  
**R1** Rohrgröße / Pipe size  
**G1** Gewinde / Thread